



2016

2017-022

2017 04

(

)

1**2**

3

4

5

2016

519779330

10

0.50

0

10

0

.....6

			300158
			Shanxi Zhendong Pharmaceutical Co.,Ltd
			Zhendong Pharmacy
			047100
			047100
			www.zdjt.com
			zqb@zdjt.com

			0355-8096012
			0355-8096018
			zqb@zdjt.com

			www.cninfo.com

“

	D3	

1

1

“ + ”

2 “ ” “ ”

“ + ”

3

“ + ”

2

“ ” “

” “ ”

3

4

GMP

“ ”

5

2016

GMP

2015
2010

“ ” “ ” “ ”

OTC

2016

1
2

“ ” “ ” OTC “ ”

3

8

OTC

1

	100.00%
	30.64%
	89.59%
	100.00%
	78.10%
	55.51%

	99.30%
	100.00%
	100.00%
	464.02%
	100.00%
	38.97%
	1197.45%
	79.77%
	55.15%
	98.99%

2

1

13	2017	600	440	11	403	37
				257	63.77%	
		“		”	12ml	20ml
					5.71%	11.9%
			11.92%			

“ ”

4

1
2016 161 3 15
2 3.1 10
3 60 18 31
BE
3 XX-3 HBV 2017 I
4 12

5

“10

”
T76p1Q4Dp15M,T9S421A394E180E474K401@E05 ac3<a193106302c80f4258>e02c815ff0548389f60a T76

7	CN201620443334.0		
8	CN201620444248.1		
9	CN201620443338.9		
10	CN201620444237.3		
11	CN201310046420.9		
12	CN201510348307.5		
13	CN201510348311.1		
14	CN201620049706.1		
15	CN201620049654.8		
16	CN201620378034.9		
17	CN201510352142.9		
18	CN201521057504.3		
19	CN201521057505.8		
20	CN201620049624.7		
21	CN201620378033.4		
22	CN201521057503.9		
23	CN201520880287.1		
24	CN201521057501.X		
25	CN201521057502.4		
26	US201414576164	Line leaf inula flower lactone A and methods for preparing and using the same for treating multiple sclerosis	
27	US201414576027	Line leaf inula flower lactone A and methods for preparing and using the same for treating myocarditis	

“ ” “ ” “ ”

GMP

20,306.39
1

2010
328,300.00

2015
45.13%

214.12%

2016

“ ”

3
2016

“

”

16

“10

”

“

”

“

” “

” “

”

4

515

“

”

“

”

“

”

“

”

“

”

ERP

“

”

5

“

”

“

”

”

“

“

“ ” 2016
“ ”

12			CFDA	
13				
14				

2

	H3	1			134.73
	H3	2			151.47
	H3	3			489.80
	H3	4			442.31
	H6	5			441.49
	H6	6			1718.77
	H5	7			221.71

1

2

(NSCLC)

HER2

3

4

5

6

7

1

“ ” “ ”

2

1

1 —

5 —

9 — LED

	2016		2015		
	3,282,999,975.86	100%	2,262,093,088.98	100%	45.13%
	3,092,725,595.27	94.20%	2,142,747,113.87	94.72%	44.33%
	179,072,075.32	5.45%	104,730,670.22	4.63%	70.98%

	1,649,185,246.63	681,201,038.39	58.69%	66.31%	93.87%	-5.88%
	1,616,087,638.26	1,111,974,228.13	31.19%	29.49%	30.16%	-0.36%
	1,590,188,554.80	1,131,245,148.93	28.86%	33.18%	42.58%	-4.69%
	454,240,337.64	174,470,538.38	61.59%	121.38%	157.02%	-5.33%
	616,170,501.48	209,598,072.08	65.98%	89.88%	98.49%	-1.48%

1

3

			2016	2015	
			14,325.65	12,587.22	
			14,175.45	12,826.51	10.52%
			1,132.49	1,282.69	
			5,246.67	4,629.7	
			5,569.22	4,605.5	
			1,972.88	1,650.33	19.54%
			29,202.25	24,097.85	

K0 ^Gy

t

	328,199,201.54	-27,990,245.50	1,272.55%

1 129.45%

2 86.35%

--	--	--	--

	978,938.55	0.01%			0.01%	
	1,071,280,277. 47	15.58%	1,014,622,235. 88	24.93%	-9.35%	
	64,006,059.16	0.93%	92,277,244.74	2.27%		

2

015201-1	2009	1015502-2	2011	551103	2011	551102	2009
	2009	00002943		2009	00002945		
2016	00005511	X	308116				2014
2510000112			2012	01003	2012	01005	
	140424	2013	002012				
		2012	00115				

1



			50,000, 000.00	100.00 %						155,502. 72			
	--	--	2,745,9 00,000. 00	--	--	--	--	--	0.00	102,208, 650.35	--	--	--

3

50				5,000,00 0.00	40,000,0 00.00		1.42%	0.00	0.00				
	--	--	--	5,000,00 0.00	40,000,0 00.00	--	--	0.00	0.00	--	--	--	--

4

	69,600,000 .00	246,557.76	246,557.76	69,600,000.00	0.00	246,557.76	69,860,477. 76					
	69,600,000 .00	246,557.76	246,557.76	69,600,000.00	0.00	246,557.76	69,860,477. 76	--				

5


1

3.2	GAP		4,844	4,844		3,670.04	75.76%	2013 12 13	56	
			9,666	9,666		5,472.58	56.62%	2012 12 31	5,956.7	
			8,026							
	1.5		8,024	4,008	1,362.03	3,550.23	88.58%	2017 08 31		
		--	30,560	18,518	1,362.03	12,692.85	--	--	6,012.7	--
	100		7,328	7,328		2,186.24	29.83%	2012 11 23	-666.39	
		✓	12,500	12,500		12,410	99.28%	2012 12 31		

						2013		
	28,000	37,500		37,500	100.00%	12 31	5,317.46	

	--	149,676.79	145,634.79	13,193.34	134,577.88	--	--	13,359.22	--	--
1	GAP									2
				3						
				4						5
						6				
1										
				2						
		1,500								
1.		19,500						2.	7,328	
	100							2,186.24	3.	12,500
						18				12,410
4.		40500			37500			3000		
					37,500			5.	11,200	
								6.	1,500	
		2012	4			12			1,500	7.
8,000								8000	8.	
								8,436.62		9.
3.2	GAP								1,173.96	
	10.								9646.90	
		11.	2016	8	26					
								11,831.31		2016
12	31				31088.79.17					
1	2012	8	6							“
										”
		2.8			4.05					2.8
					0.95			3.75		
	2012	9	29	2012					2	2012 12
23										
					2013	1	12	2013		
3	2013	12	11							1.5

	8,024	4,008	2013	12	28	2013	
	2011	1	14			2,440.16	
				2011	1	7	3.2
							GAP
		701.80	,				1,738.36
	2011	12	23				
1	2011	3	27				10,000
		2	2011	10	19		
		10,000				2011	12
		3	2012	4	11		23
	10,000			4	2012	10	16
		10,000				5	2013
						3	25
					10,000		6
25							2013
							9
	7	2014	9	11			10,000
			8	2015	8	17	
	10,000						
1				4193.42		100	
	5,141.76		1				
							587
		465					
	3,988						2
						2	GAP
		1,173.96			1		
							174
							1,014
1	2011	11	22				1500
				1			
				2			3
	2	2011					
	1.5			2012	6	30	
							2012
							7



	2
	GMP
	2012 8 6
	“
	”
	2012 9 29 2012
	3 1.5
	GMP
	8,024 4,008 2013 12 11
	1.5
	2013 12 28 2013
	1.5
	()

1

2

10%

			395000000	1,013,318,258.87	748,961,354.44	243,028,356.67	56,407,506.88	53,174,574.20

			170000000	560,055,026. 98	202,176,394. 04	312,014,682. 65	24,011,778.6 4	26,954,451.7 8
			19817778	473,903,138. 52	404,612,681. 54	257,164,529. 08	118,340,637. 92	102,053,147. 63

2017

“ ”

—

“ ”

1

“ ”

“ ” “ ” “ ”

2

“ ”

“ ”

100

3

” “

“ ”

“ ”
“ ”
“ ”

10

400

“ ”
“ III ”

5

“ ” “ ” “ ”
“ ” “ ” OTC “ ”
“ ”

6

“ ” “ ”
“ ”
“ ”
“ ” “ ”
”

7

“ ” “ ” “ ”
“ ” “ ”

ERP

8

“ ” “ ” “ ”
“ ” “ ” “ ”
”

9

“

“

”

“

”

10

1

2016

2015

	2015 2015
	2015 2016 5 27
	2015

10	0
10	0.50
10	0
	519,779,330
	25,988,966.50
	78,563,773.01

					100.00%
					20
2016	519,779,330	10	0.5	2,598.90	


3

2012	2013	2012	2012	2012	2013 6 24
	10	0.3	0.270	QFII RQFII	288,000,000
		10	0.285		
		QFII RQFII			
		864			
2013	2014	2013	2013	2013	2014 6 18
	10	1.00	0.90	QFII RQFII	288,000,000
		10	0.95		
		QFII RQFII			
		2880			
2014	2015	2014	2014	2014	2015 7 16
	10	1.00	0.90	QFII RQFII	288,000,000
		10	0.95		
		QFII RQFII			
		2880			
2015	2016	2015	2015	2015	2016 5 27
	10	5.81	5.24	QFII RQFII	296,940,000
		10	5.81		
		QFII RQFII			
		17,280			
2016	2017	2016	2016	2016	519,779,330
	10	0.5	2598.90		



2016	25,988,966.50	203,063,920.51	12.80%		
2015	172,800,000.00	64,646,180.07	267.30%		
2014	28,800,000.00	41,958,240.99	68.64%		

1




12


12

			2016			
			2015			
			2016			
			25%			
			2015			
			2016			
			2015			
			2016			
			2015			
			2016			
			2015			
			2016			
			2017			
			2015			
			2016			
			2017			
			15%			
			2015			
			2016			
			2017			
			2015			
			2016			

			15			
			3	2015 10 22		

			1			
			2017 12 31			
			30			
			50%			
			50% 2			
			2018			
			1 1			
			30			
			/			
				2015 04 27		





5

/

/



■




			/			
			/			
			/			

1 /

2 /




			/ /			
			4 / /			
			/ /			
			5 /			



/

				2010 12 23		



				2010 12 23		
				2016 02 25		

			2015 6.3.11	2016 10 31	2017 9 30	
				2012 05 11		

--	--	--	--	--	--	--

2014 1
28

2013
97

2014 01
"
"

1320

--	--

2

“ ”

“ ”

	50,155,502.72	155,502.72
	404,612,681.54	102,053,147.63

2016 10 24

5000

91533102MA6K80PY77

17

1 10

10 8 24 Αϊοû È x \$€ ÐÀCpw0Nø\$ C ,€81531404236K2

1981.7778

911101147560300581

3

2003 11 7 2023 11 6

912101027427851772

2002 9 26

100

224-6 2101 2104

2002 9 26 2020 12 31

	90
	1

()			()	()	()		
2014 4 3						2014 04 03	2014-018
2014 462	3,167						

				1			
				2			

2016 2 5

<

>

<

>

<

>

2016 2 25

2016 2 25

150,000

519,929,330

519,779,330

2016 2 5		
2016 2 5		
2016 2 25	2016	
2016 3 23		
2016 4 25		
2016 8 25		

--	--	--	--	--	--

3

4

			42,834.07	17,086.36	59,715.71			204.71

5

1

1

2

A1+B1+C1			60,000			A2+B2+C2			2,200					
A3+B3+C3			60,000			A4+B4+C4			2,200					
A4+B4+C4						0.42%								

2

3

1

2

4

			2015 07 29						1,134.2					

7000

—

3

4

2

1

“

”

GMP

2

“ ”

“

”

3

“

”

“

”

1

		70		1064		1000	
			78	70			958
894		106					
2016 4 25							
		288,000,000		296,940,000			
			2015				
100%		141,226,890		14.28		73,361,910	
		16.33					
2016 4 18				[2016]835			
						56,591,626	
		16,644,600					

						2016 2017 2018
	0	0	58,987,477	58,987,477		2017 8 11 2018 4 30
	0	0	57,431,739	57,431,739		2019 8 10
	0	0	18,631,752	18,631,752		2019 8 10
	0	0	17,349,262	17,349,262		2017 8 11 2018 4 30
	0	0	13,849,366	13,849,366		2017 8 11 2018 4 30
	0	0	13,383,714	13,383,714		2017 8 10
	0	0	11,566,172	11,566,172		2017 8 11 2018 4 30
	0	0	10,409,556	10,409,556		2017 8 11 2018 4 30
	0	0	9,147,796	9,147,796		2017 8 10

	0	0	6,624,263	6,624,263		2017 8 11 2018 4 30
	0		5,888,233	5,888,233		2017 8 11 2018 4 30
67	0		8,010,000	8,010,000		894 28 2016 9 20 2016 2017 2018
	1,867,363	0	231,779,330	233,646,693	--	--

1

2

1 2016 4 15

2016 4 14

8,940,000

2016 4 15

2 2016 7 12

[2016]835

“ ”

2016 7 11

223,269,330

2016 7 12

3 2016 8 19

2016 8 18

280,000

2016 8 19

4 2016 11 21

2016 11 20

150,000

2016 11 21

3**1**

	13,327		12,169		9	0	9	0
5%		10						
		43.79%	227,590,963	9	57,431,739	57,431,739	170,159,224	184,240,000
		11.35%	58,987,477	7	58,987,477	58,987,477		35,310,000
		3.58%	18,631,752	2	18,631,752	18,631,752		18,430,000
		3.34%	17,349,262	2	17,349,262	17,349,262		6,950,000
		2.66%	13,849,366	6	13,849,366	13,849,366		

		2.57%	13,383,714	13,383,714	13,383,714			
		2.23%	11,566,172	11,566,172	11,566,172			6,630,000
		2.07%	10,738,143	10,738,143		10,738,143		7,300,000
		2.00%	10,409,556	10,409,556	10,409,556			8,230,000
		1.76%	9,147,796	9,147,796	9,147,796			
10								
4								

5		1,450,000	1,450,000
		1,202,725	1,202,725

10

10

10

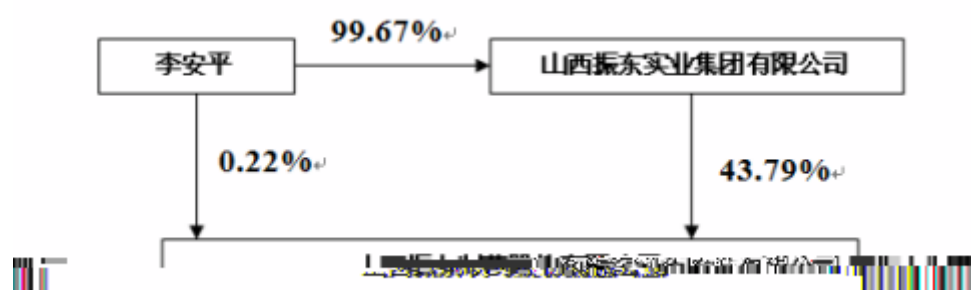
10

2

	/			
--	---	--	--	--

3

10		



4 10%

5

				55	2008 12 10	2018 06 28	1,158,136	0	0	0	0	1,158,136
				59	2010 12 20	2018 06 28	338,778	500,000	0	0	0	838,778
				60	2009 03 02	2018 06 28	0	200,000	0	0	0	200,000
				53	2008 12 10	2018 06 28	0	0	0	0	0	0
				52	2012 08 06	2018 06 28	0	500,000	0	0	0	500,000
				55	2015 06 29	2018 06 28	0	0	0	0	0	0
				61	2015 06 29	2018 06 28	0	0	0	0	0	0
				58	2015 06 29	2018 06 28	0	0	0	0	0	0
				55	2013 09 28	2018 06 28	0	0	0	0	0	0
				54	2008 12 10	2018 06 28	505,928	0	108,200	0	0	397,728
				60	2011	2018	486,976	0	101,000	0	0	385,976

12 23

1962 9

1993 9

2012 12 2013 12

1958 5

1985 2002

2003 5

1957 3

1980 1995

1995

1993

2003 50mg

2012 2003 “ ”

1965 6

1983 2001 1

2008 7

2011 1 2012 8

1964 11

1993 10

2015 6

1986 5

2001

2005

2001 2

2008 8 2010 12

2012 8

1994 11

			05		
	1	1993	10	2	1996
				3	2014 5

			55		71.77
			59		55.72
			60		65.28
			52		49.64
			53		7
			56		30
			38		0
			58		7
			55		7
			55		7
			61		7
			54		56.88
			60		27
			36		14

			54		41.67	
			46		38.04	

	180
	110
	369
	4,042
	175
	935
	2,019
	913
	4,042

1

	16	1	15	0	0	
	16	0	15	1	0	
	16	1	15	0	0	
	16	1	15	0	0	
						3

2**3**

1

2

3


4

” “ + + ”

1

2

	2017 04 26	
	http://www.cninfo.com.cn	
		100.00%
		100.00%
	A	A




B

C

0

2016 12 31	
	2017 04 26
	http://www.cninfo.com.cn

	
	2017 04 24
	CAC [2017]0385

CAC [2017]0385

4

2017 4

2016

		603,514.25
	91,855,887.69	79,011,339.46
	406,557,901.05	413,858,417.75
	1,337,523.48	
	105,732,516.18	18,746,086.33
	2,751,610,504.17	1,742,856,083.88
	12,000,000.00	12,000,000.00
	1,144,740.77	975,951.80
	978,938.55	
	24,787,106.32	
	1,071,280,277.47	1,014,622,235.88
	64,006,059.16	92,277,244.74
	1,645,387.23	1,645,387.23
	349,948,441.84	320,056,936.83
	21,854,978.89	15,726,924.97
	2,507,112,663.66	193,233,677.33
	28,989,284.80	16,125,358.45
	32,889,207.95	21,198,379.43
	6,468,073.93	639,735,618.62
	4,123,105,160.57	2,327,597,715.28
	6,874,715,664.74	4,070,453,799.16
	237,000,000.00	545,000,000.00

	117,242,894.48	277,735,500.00
	233,079,567.78	245,487,107.38
	117,402,321.12	60,423,388.53
	63,619,320.25	50,549,210.18
	138,688,135.03	68,448,279.62
	276,291.67	1,471,970.92
	4,952,272.81	334,342.00
	318,131,523.25	575,494,325.93
	43,016,067.58	44,904,486.48
	1,273,408,393.97	1,869,848,611.04
	39,048,983.80	59,783,095.20
	165,000,000.00	13,500,000.00
	344,500.00	
	31,670,000.00	31,670,000.00
	86,936,827.10	65,214,709.35
	6,623,213.91	

	329,623,524.81	170,167,804.55
	1,603,031,918.78	2,040,016,415.59
	519,779,330.00	288,000,000.00
	4,324,918,478.13	1,277,760,785.10
	58,021,727.19	
	84,236,790.39	78,595,984.44
	375,209,472.10	350,586,344.23
	5,246,122,343.43	1,994,943,113.77
	25,561,402.53	35,494,269.80
	5,271,683,745.96	2,030,437,383.57
	6,874,715,664.74	4,070,453,799.16

2

	171,517,541.32	201,546,903.37
	17,680,365.02	26,061,034.43
	523,359,514.32	362,501,840.54
	85,192,316.71	41,866,121.95
		603,514.25
	1,141,648,585.72	810,061,385.84

	31,388,743.71	27,996,254.71
	1,337,523.48	
	40,150,000.00	
	2,012,274,590.28	1,470,637,055.09
	12,000,000.00	12,000,000.00
	3,578,268,144.47	763,459,211.62
	250,045,237.08	265,654,905.74
	3,038,917.54	6,399,914.11
	105,150,937.25	108,736,652.51
	9,591,538.12	6,244,989.58
	13,073,467.42	11,068,455.81
	20,419,340.34	11,044,649.17
	1,934,000.00	636,115,495.28
	3,993,521,582.22	1,820,724,273.82
	6,005,796,172.50	3,291,361,328.91
	215,000,000.00	430,000,000.00
	111,442,894.48	272,042,500.00
	28,300,290.53	31,358,918.92
	20,981,609.86	2,002,857.54

	51,638,011.38	40,456,637.82
	247,291.67	1,191,300.92
	4,952,272.81	334,342.00
	554,769,082.55	575,958,216.09
	6,500,000.00	28,237,819.81
	1,042,731,104.59	1,418,602,776.73
		26,449,761.87
	10,500,000.00	6,000,000.00
	344,500.00	
	22,009,909.00	14,621,500.00
	32,854,409.00	47,071,261.87
	1,075,585,513.59	1,465,674,038.60
	519,779,330.00	288,000,000.00
	4,324,371,198.93	1,277,213,505.90
	58,021,727.19	
	65,518,084.16	59,877,278.21
	78,563,773.01	200,596,506.20
	4,930,210,658.91	1,825,687,290.31



	0.5558	0.2245
--	--------	--------

97,529,407.50

161,687,182.27

4

	881,393,071.49	761,120,629.32
	94,395,960.09	85,717,582.30
	17,812,819.59	11,803,555.58
	544,786,869.33	472,021,610.41
	142,256,365.79	103,427,198.80
	12,529,912.46	15,936,279.20
	9,761,869.57	16,413,215.39
“ ”		
“ ”	322,951.19	
“ ”	60,172,225.85	55,801,187.64
	5,144,232.00	9,534,720.15
	1,119,996.36	1,763,832.28
“ ”	64,196,461.49	63,572,075.51
	7,788,402.04	8,031,189.56
“ ”	56,408,059.45	55,540,885.95
1.		

2.		
1.		
2.		
3.		
4.		

33,926,485.06		

	-92,290,964.14	-676,097,901.64
	833,155,983.25	5,145,000.00
	689,200,000.00	731,290,000.00
	168,913,423.80	508,441,751.91
	1,691,269,407.05	

	951,590,734.97	445,623,223.12
	1,443,058,282.45	736,431,512.71
	-335,616,024.52	286,308,648.78
	120,000,000.00	
	344,012.64	
	120,344,012.64	
	9,278,265.49	10,988,991.77
	167,870,000.00	636,960,000.00
	177,148,265.49	647,948,991.77
	-56,804,252.85	-647,948,991.77
	833,155,983.25	
	415,000,000.00	566,290,000.00
	148,044,000.00	508,441,751.91
	1,396,199,983.25	1,074,731,751.91
	665,368,382.46	430,462,869.00
	189,246,685.47	80,701,232.42
	128,156,413.23	224,039,797.17
	982,771,481.16	735,203,898.59
	413,428,502.09	339,527,853.32
	21,008,224.72	-22,112,489.67
	65,152,903.37	87,265,393.04

	86,161,128.09	65,152,903.37
--	---------------	---------------

7

--	--	--

			73,041, 895.84	320,294 ,252.76	11,009, 530.67	1,970,1 06,464. 37
			73,041, 895.84	320,294 ,252.76	11,009, 530.67	1,970,1 06,464. 37
			5,554,0 88.60	30,292, 091.47	24,484, 739.13	60,330, 919.20
				64,646, 180.07	22,000, 260.87	22,000, 919.20
					33,965, 000.00	33,965, 000.00
					33,965, 000.00	33,965, 000.00
			5,554,0 88.60			

5,554,0
88.60



1													
2													
3													
4													
1													
2													

1	85,003,4 91.00				1,148,152 ,492.25						1,233,155 ,983.25
2											
3	147,205, 839.00				1,869,514 ,155.30						2,016,719 ,994.30

										2,200.0 9	986.69
3											

	288,000,			1,277,213				54,323,18			
	000.00			,505.90				9.61			

3											
4											
1											
2											
	288,000, 000.00				1,277,213 ,505.90				59,877,27 8.21	200,596 ,506.20	1,825,687 ,290.31

“ ” “ ”

1995 11 15 2025 11 14
519,779,330.00

Å

1000

106

1

2

1 1 12 31

3

12

4

5

1

2

6

1

2

3

4

1

2

3

4

“ ”

1

2

“ ”

“

” “ ”

“

” “ ”

“ ”

“ ”

“ ”

7

8

9

1

2

“ ”

“ ”

10

1

A

B

C

D

E

2

1

3

4

5

3

1

2

1

2

4

5

11

3

1
A

2

2

22 —

22

—

22 —

22 —

3

4

15

16**1****2**

		20-35		2.71-4.75
		10		9.5
		5		19
		5		19

3**17**

1

2

3

18

1

2

3

3

4

20

21

1

1

4
3

,

22

23

1 (1)

2-10

24

1

1

2

2

3

1

2

4

3

1

2

25

2

3

1

26

1

/

2

3

27

28

1

2

3

4

29

1

1

2

1

2

30 /

31

1

2

32

33

1

2016 22	2016 5 1	
“ ”		
“ ”		
	2016 5 1	
“ ”		
	2016 12 3	
	[2016]22	10,068,447.96
		10,068,447.96

2

34

1

		6% 13% 17%
		1% 5% 7%
		15% 25%
		3%
		2%
		5%

	15%
	15%
	15%
	15%
	15%
	15%

2

GR201414000038 3 2014 9 30 15%

GR201614000127 3 2016 12 1

15%

GR201514000086 3 2015 10 15
15%

GR201511000200 3 2015 7 21
15%

GR201414000116 3 2014 9 30
15%

GF201411000899 3 2014 12 12
15%

3**1**

	48,998.30	43,411.13
	495,608,820.76	167,415,206.39
	91,206,880.59	142,087,000.00
	586,864,699.65	309,545,617.52

3

4

1

	68,897,960.98	38,685,522.31
	68,897,960.98	38,685,522.31

2

--	--

3

		544,545,384.93
		544,545,384.93

4

--	--

5

1



--	--	--	--	--	--

4

		38,537,656.57	1,926,882.83	1	2.94
		35,537,581.54	1,776,879.08	1	2.71
		26,350,991.92	1,521,020.49	2	2.01
		24,454,896.62	1,222,744.83	1	1.87
		23,396,010.59	1,169,800.53	1	1.79
		148,277,137.24	7,617,327.76		11.32

5

6

6

1

1	200,180,235.05	91.14%	95,189,599.78	86.37%
1 2	10,487,181.81	4.77%	11,944,026.73	10.84%
2 3	7,451,097.96	3.39%	2,184,212.33	1.98%
3	1,534,282.78	0.70%	893,591.65	0.81%
	219,652,797.60	--	110,211,430.49	--

1

2

	20,726,550.40	2016	9.43
	14,933,000.00	2016	6.80
	7,560,480.00	2016	3.44
	7,179,956.69	2016	3.27
	6,800,000.00	2015-2016	3.10
	57,199,987.09	—	26.04

7

1

		603,514.25
		603,514.25

2

--	--	--	--	--

8

1

()		
-----	--	--

2

1

()				
-----	--	--	--	--

9

1

	111,870,190.37	99.28%	20,014,302.68	17.89%	91,855,887.69	94,215,156.05	99.14%	15,203,816.59	16.14%	79,011,339.46
	813,440.90	0.72%	813,440.90	100.00%		813,440.90	0.86%	813,440.90	100.00%	
	112,683,631.27	100.00%	20,827,743.58		91,855,887.69	95,028,596.95	100.00%	16,017,257.49		79,011,339.46

1			
1		73,375,045.78	5.00%
1 2		17,380,533.60	10.00%
2 3		6,022,972.94	30.00%
3 4		3,369,598.46	50.00%
4 5		3,031,168.61	80.00%
5		8,690,870.98	100.00%
		111,870,190.37	
		20,014,302.68	

			%		
	813,440.90	813,440.90	100.00	4-5	
	813,440.90	813,440.90	100.00		

2

4,810,486.09

--	--	--

3

--	--

--	--	--	--	--	--

4

	100,296,151.38	85,118,205.06
	12,381,211.89	9,832,803.89
	6,268.00	77,588.00
	112,683,631.27	95,028,596.95

5

--	--	--	--	--	--

		5,000,000.00	1	4.44%	250,000.00
		2,500,000.00	1-2	2.22%	250,000.00
		2,000,000.00	1	1.77%	100,000.00
		1,833,350.00	2	1.63%	171,225.00
		1,587,117.41	1	1.41%	79,355.87
	--	12,920,467.41	--	11.47%	850,580.87

6

--	--	--	--	--

7

8

10

1

	103,045,828.37	495,581.30	102,550,247.07	116,418,985.22	116,418,985.22
	42,609,318.07		42,609,318.07	31,901,905.64	31,901,905.64
	246,367,588.72	16,730,935.55	229,636,653.17	262,061,266.76	15,507,902.32
	28,847,183.60		28,847,183.60	15,593,395.50	15,593,395.50
	2,914,499.14		2,914,499.14	3,390,766.95	3,390,766.95
	423,784,417.90	17,226,516.85	406,557,901.05	429,366,320.07	15,507,902.32

1 —

5 —

2



	1,337,523.48	
	1,337,523.48	

13

	847,590.44	1,221,289.81
	14,201,648.04	16,974,052.75
	90,150,000.00	
	533,277.70	550,743.77
	105,732,516.18	18,746,086.33

14

1

	12,000,000.00		12,000,000.00	12,000,000.00		12,000,000.00
	12,000,000.00		12,000,000.00	12,000,000.00		12,000,000.00
	12,000,000.00		12,000,000.00	12,000,000.00		12,000,000.00

2

--	--	--	--	--

3

	1,255,027.40	110,286.63	1,144,740.77	975,951.80		975,951.80	
	1,255,027.40	110,286.63	1,144,740.77				

1				
2 \	51,195,556.32	8,355,511.00		

2

3



19

1



2	30,088,374.68				30,088,374.68

015201-1	2009	1015502-2	2011	551103	2011	551102
	2009	00002943		2009	00002945	
2016	00005511	X	308116			2014
2510000112			2012	01003	2012	01005
	140424	2013	002012			

000.00

1.	1,645,387.23				1,645,387.23
2.					
(1)					
(2)					
3.					
(1)					
(2)					
4.	1,645,387.23				1,645,387.23
1.					
2.					
3.					
(1)					
(2)					
4.					
1.					
2.					
(1)					
3.					
(1)					
(2)					
4.					

2.	1,645,387.23	1,645,387.23
----	--------------	--------------

1	6,368,166.80	329,724.72	4,534,247.08	624,952.72	1,823,396.16	13,680,487.48
2		10,260,943.40	1,188,679.24	54,387.92	1,005,617.98	12,509,628.54
3.	2,204,341.20	10,000,000.00	1,122,012.00			

	2009	015201-1		2009	1015502-2		2011
551103	2011	551102		2009		00002943	
2009	00002945		2016	00005511	X		308116
		2014	2510000112				2012
01003	2012	01005		140424	2013	002012	

26



		264,097.92	24,620.75				288,718.67
	15,726,924.97	1,264,932.01	4,863,121.91				21,854,978.89

	600,000.00	730.00			600,730.00	2009.12	1
	800,000.00				800,000.00	2011.01	2
	3,250,000.00				3,250,000.00	2012.01	3
	661,487.67				661,487.67	2009.12	4
	1,000,000.00				1,000,000.00	2009.12	5
	3,770,447.72	2,781,505.38			6,551,953.10	2014.08	6
	1,204,989.58	388,568.94			1,593,558.52	2014.05	7
	4,440,000.00	457,134.29			4,897,134.29	2015.05	8
		732,037.01			732,037.01	2015.12	9
		1,394,778.22			1,394,778.22	2015.9	10
		75,174.32			75,174.32	2016.6	11
		6,367.00			6,367.00	2016.8	12
		2,570.00			2,570.00	2016.8	13
		470.09			470.09	2016.8	14

		288,718.67			288,718.67	2015.10		15
	15,726,924.97	6,128,053.92			21,854,978.89			

1

2

3

4

5

6

7

8

9

10

11

12

13

14

15

27

1

	54,981,520.12					54,981,520.12
	7,386,278.14					7,386,278.14
	165,255.79					165,255.79
	130,700,623.28					130,700,623.28

		11,338,525.94				11,338,525.94
		2,302,540,460.39				2,302,540,460.39
	193,717,119.58	2,313,878,986.33				2,507,112,663.66

2

	483,442.25					483,442.25
	483,442.25					483,442.25

28

	888,264.44	1,258,041.71	754,461.14		1,391,845.01
	7,951,193.17	16,233,272.99	5,486,013.01	505,989.92	18,192,463.23
	4,917,943.29	1,280,265.79	3,540,427.42	1,255,190.16	1,402,591.50
	2,367,957.55	261,600.00	400,374.71		2,229,182.84
		6,278,000.00	1,395,111.12		4,882,888.88
		2,697,145.58	1,806,832.24		890,313.34
	16,125,358.45	28,008,326.07	13,383,219.64	1,761,180.08	28,989,284.80

29

/

1

	102,040,151.44	15,457,661.74	73,598,368.61	11,337,772.06
	2,866,573.91	536,160.34	3,403,421.36	850,855.34
	67,288,243.28	10,093,236.49	59,231,005.13	9,009,752.03
	45,347,662.50	6,802,149.38		
	217,542,631.13	32,889,207.95	136,232,795.10	21,198,379.43

2

	44,154,759.38	6,623,213.91		
	44,154,759.38	6,623,213.91		

3

		32,889,207.95		21,198,379.43
		6,623,213.91		

4

		275,980,189.08	230,533,162.79
		48,623,644.85	38,411,685.83
		324,603,833.93	268,944,848.62

5

2016		9,673,909.97	
2017	45,210,046.14	45,210,046.14	
2018	78,805,377.97	78,805,377.97	
2019	38,491,619.34	38,491,619.34	
2020	58,352,209.37	58,352,209.37	

5

2000

2

--	--	--	--	--

32

--	--	--

33

34

	117,242,894.48	277,735,500.00
	117,242,894.48	277,735,500.00

117,242,894.48

35

1

	22,246,443.42	51,164,169.15
	12,068,300.59	31,531,860.90
		54,055.00
	195,614,893.73	159,983,637.52
	3,149,930.04	2,753,384.81
	233,079,567.78	245,487,107.38

2

1

	4,260,000.00	
	1,530,000.00	
	5,790,000.00	--

36

1

117,402,321.12

...}Ö

2

1	31,452,782.59	253,410,564.15	238,940,588.29	45,922,758.45
2				

	1,304,434.97	672,157.51
	76,779.06	74,257.24
	11,188.15	10,042.36
	467,056.85	794,908.79
	138,688,135.03	68,448,279.62

39

	276,291.67	1,471,970.92
	276,291.67	1,471,970.92

--	--	--

40

	4,952,272.81	334,342.00
	4,952,272.81	334,342.00

1

41**1**

--	--	--

	318,131,523.25	575,494,325.93
--	----------------	----------------

2**1**

--	--	--

42

--	--	--

43

--	--	--

			%	
	2016 2 2	2019 1 2		19,872,473.34

46**1**

--	--	--

2**3****4**

47**1**

	24,500,000.00	24,500,000.00

2016 12 31 100
 3 2012 6 26
 2012 6 26 2019 6 25 2016 12
 31 350
 4 2013 8 13
 2013 8 13 2020 8 12 2016 12
 31 100
 5 2009-2011
 [2014]479
 2011 12 29 2028 12 28
 2016 12 31 200
 6 2009-2011
 [2014]479
 2011 12 22 2028 12 21
 2016 12 31 150
 7 50
 10 2016 12 31
 14700
 8 2014 2009-K0410
 C109 100 “ 56 4000
 2012 8 14 2019 8 13 2016 12 31 100
 9 [2012]16 [2013]11
 2012 6
 29 2020 8 18 2016 12 31 500
 10 2014 79
 150 2016 12 31
 150

48

1



2



--	--	--

--	--	--

49

		6,567,700.00	6,223,200.00	344,500.00	
		6,567,700.00	6,223,200.00	344,500.00	--

“ ”

	65,214,709.35	36,350,471.00	14,628,353.25	86,936,827.10	
	65,214,709.35	36,350,471.00	14,628,353.25	86,936,827.10	--

--	--	--	--	--

—						
	12,000.00		2,000.00		10,000.00	
		1,803,300.00	901,650.00		901,650.00	
2016		50,000.00	50,000.00			
		100,000.00	100,000.00			
10		7,000,000.00			7,000,000.00	
		1,000,000.00	333,333.34		666,666.66	
		150,000.00	75,000.00		75,000.00	
		250,000.00	50,168.92		199,831.08	

-5000	992,386.08		130,598.28		861,787.80	
	52,136.77		52,136.77			
	400,000.00				400,000.00	
-	400,000.00				400,000.00	
	300,000.00		51,282.05		248,717.95	
	2,770,000.00	4,230,000.00			7,000,000.00	
		80,000.00			80,000.00	
2016		100,000.00	100,000.00			
2013 2200	767,322.91		69,767.27		697,555.64	
2.5	252,453.30		43,303.67		209,149.63	
- [2014]129	231,236.37	40,000.00	23,477.15		247,759.22	
		1,000,000.00	1,000,000.00			
2013		8,530.00	8,530.00			
10		7,674,300.00	72,267.53		7,602,032.47	
2013	886,850.77		317,216.88		569,633.89	

		5,600,000.00			5,600,000.00	
	20,000.00				20,000.00	
-	2,376,853.50		1,005,000.00		1,371,853.50	
		285,000.00	285,000.00			
		50,000.00	50,000.00			
		25,000.00			25,000.00	
	616,666.79		199,999.97		416,666.82	
	1,000,000.04		199,999.98		800,000.06	
---GPM	10,094,851.96		626,361.03		9,468,490.93	
	928,366.76		57,306.59		871,060.17	
	937,917.86		57,306.59		880,611.27	
	231,029.94		45,000.00		186,029.94	
	400,000.00				400,000.00	
		1,000,000.00	1,000,000.00			
	2,244,469.56		500,000.00		1,744,469.56	
-	1,701,000.00		189,000.00		1,512,000.00	
	13,017,666.74		1,593,999.96		11,423,666.78	

	432,000.00		48,000.00		384,000.00	
	2,940,000.00		360,000.00		2,580,000.00	
	2,400,000.00		300,000.00		2,100,000.00	
	100,000.00				100,000.00	
2015	600,000.00	1,300,000.00	684,400.53		1,215,599.47	
2013	2,000,000.00		100,000.00		1,900,000.00	
-		300,000.00	210,000.00		90,000.00	
D3		2,125,000.00	104,167.00		2,020,833.00	
	65,214,709.35	36,350,471.00	14,628,353.25		86,936,827.10	--

52

--	--	--	--

53

		+ —					
	288,000,000.00				231,779,330.00	231,779,330.00	519,779,330.00

1					
	1000		106	894	
7.40 /			8,940,000.00	-	57,216,000.00
	66,156,000.00	2		147,205,839	
	147,205,839.00			100%	
			147,205,839.00	-	1,869,514,155.30
3					
		[2016] 835		A	73,361,910
	2015		2015		
76,063,491			904,549,889.25	57,431,739	
		293,450,094.00	18,631,752		
		31,000,000.00			
4	2016	8 25			
					280,000
6.8180643 /	2016	11 10			
			150,000	6.8180643 /	
430,000					

54

1

2

55

	1,277,673,348.03	3,048,666,647.55	33,501,767.65	4,292,838,227.93
	87,437.07	31,992,813.13		32,080,250.20



	47,400,868.40	37,349,619.61
	3,696,113.24	10,129,666.96
	81,252,591.90	55,013,233.05
	18,870,846.27	12,536,864.23
	12,846,408.01	12,372,573.41
	17,735,225.05	17,338,380.77
	3,511,508.14	8,768,337.39
	29,636,075.00	
	12,338,305.96	14,595,081.95
	289,085,134.00	222,572,000.41

65

	31,636,256.08	31,417,876.67
	2,610,892.76	6,792,743.02
	-0.02	
	-346,427.57	675,054.12
	1,889,571.68	2,729,751.64
		5,239,923.33
	30,568,507.41	33,269,862.74

66

	33,432,887.15	25,818,784.16
	1,693,992.88	8,208,055.33
		483,442.25
	35,126,880.03	34,510,281.74

67

	260,477.76	
	260,477.76	
	260,477.76	

68

	-21,061.45	
	44,467.36	
	1,148,233.44	
	1,171,639.35	

69

	137,339.72	949,627.04	

--	--	--	--	--	--	--	--	--

07 08

-						20,000.00	20,000.00	
							275,000.00	
2010								
-						500,000.00	500,000.00	
2013								
							1,000,000.00	
2015								
—						62,500.00	87,500.00	
						2,000.00	8,000.00	
							1,000,000.00	

“							1,000,000.00	
”							100,000.00	
“							300,000.00	
”							901,650.00	
2016							50,000.00	
							100,000.00	
							333,333.34	
							75,000.00	

						50,168.92		
						5,405.41		
						29,341.00		
						333,333.33		
						6,200.00		
							401,700.00	
15							50,000.00	
							15,000.00	

							3,200.00	
							2,210.00	
							1,825.00	
-5000						130,598.28	113,133.89	
						52,136.77	52,136.75	
						51,282.05		
2016						100,000.00		

							650,123.00	
2015						160,000.00		
						250,000.00		
						210,000.00		
							2,500.00	
							20,500.00	

							150,000.00	
							227,546.70	
“							330,000.00	”
2013 2200						69,767.27	982,677.09	
2.5						43,303.67		
-							10,000.00	
						23,477.15	128,763.63	

2							2,000,000.00	
							160,000.00	
-						1,005,000.00	23,146.50	
							200,000.00	
							300,000.00	
							19,280.00	
							300,000.00	
						570,000.00		

						50,000.00		
						800,000.00		
						199,999.97	199,999.98	
						199,999.98	199,999.98	
						626,361.03	626,361.03	
GMP								
							400,000.00	
						45,000.00	768,970.06	
						57,306.59	57,306.59	

						57,306.59	
					1,000,000.00		
					600,000.00		

						18,000.00		
						100,000.00		
						75,360.00		
						700,000.00		
						30,000.00		
							800,000.00	
							300,000.00	
							300,000.00	

							300,000.00	
							51,594.40	
							7,000.00	
						500,000.00	1,230,000.00	
							574,999.96	
						300,000.00	300,000.00	
						48,000.00		

						360,000.00	360,000.00	
						189,000.00	189,000.00	
						500,000.00		
						430,800.00		
							100,000.00	
							1,744,000.00	
2015						684,400.53		
2013						100,000.00		

-								
---	--	--	--	--	--	--	--	--

2013



73

1

	25,042,992.30	18,899,432.40
	2,610,892.76	6,792,743.02
	6,272,600.00	34,677,173.30
		433,852.56
	33,926,485.06	60,803,201.28

2

--	--	--

“ ”	-9,334,090.39	-2,753,270.51
“ ”	-576,786.09	
“ ”	7,300,516.70	-99,493,649.64
“ ”	-580,551,423.77	-300,647,847.20
“ ”	161,456,707.06	359,749,590.36
	-9,585,756.19	-14,595,640.33
	-44,720,063.83	151,844,461.47
2	--	--
3	--	--
	495,657,819.06	167,458,617.52
	167,458,617.52	195,448,863.02
	328,199,201.54	-27,990,245.50

2

	--
	53,919,696.22
	--
	83,718.47
	53,835,977.75
	--
	-53,919,696.22

3

	--
	--

4

--	--	--

77

1

	0.04	6.9370	0.28

2

78

--	629,180,000.00
--	2,016,719,994.30
	2,645,899,994.30
	343,359,533.91
/	2,302,540,460.39

2015

743

D3

D3

3

	381,271,271.57	340,471,271.57

4

5

6

4

5

	50,155,502.72	155,502.72

2016 10 24

5000

91533102MA6K80PY77

17

1

2016 10 24 2066 10 23

100.00%

2016 12 13

5000

91140421MA0H1G802T

2016 12 13 2026 4 30


100.00%

6

1

1

				100.00%		
				100.00%		
				100.00%		



				35.00%		

20%

20%

2

	/	/

3

	/	/
	1,895,925.81	
	32,984.00	
	1,928,909.81	
	239,085.37	
	239,085.37	
	-60,175.56	

4

	/	/
	--	--
	--	--
	--	--
	--	--

5

6



1

	--			

4

5

1

/

		18,260,421.98	20,000,000.00		8,082,000.40
		8,128,748.83	10,000,000.00		4,285,237.13
					550,000.00
		298,165.43	1,000,000.00		267,535.63
		178,934.74	2,000,000.00		599,345.20
		3,500,000.00	5,000,000.00		2,000,000.00
		999,551.21	1,000,000.00		

/

--	--	--	--

		1,337,877.65	2,134,000.00
		9,190.00	18,223.30
		6,635.18	
		6,460.00	
		2,090.00	

2 / /

/

/	/	/	/	/	/	/
---	---	---	---	---	---	---

/

/

/	/	/	/	/	/	/
---	---	---	---	---	---	---

/

3

--	--	--	--

--	--	--	--

4

--	--	--	--

	2,000,000.00	2016 07 20	2017 07 19	
	20,000,000.00	2016 11 30	2017 11 30	

	50,000,000.00	2016 06 07	2017 06 07	
	135,000,000.00	2016 08 05	2017 07 19	
	30,000,000.00	2016 06 30	2017 06 29	

5

6

--	--	--	--

7

	5,502,172.00	4,606,100.00

8

6

1

			89,314.31	389,706.08	19,485.30
		57,053.30	2,852.67	47,863.30	2,393.17
		4,575.18	285.76	1,140.00	57.00
		3,770.00	272.50	1,680.00	84.00
		6,460.00	323.00		
		428,362.64		429,033.03	
		2,808,065.96		530,593.97	
		1,100,000.00		2,000,000.00	

9,184.73

2

		463,071.68	917,890.20
		135,991.36	235,991.36
		2,860,900.14	453,568.38
		499,551.21	16,359,076.36
		122,984.74	
		1,365.00	801,365.00
		2,047,099.52	428,340,697.10
		123,914.30	111,879.64
		109,414.00	126,966.00
			4,850,000.00

7

2013 12 27

2013

97

1797
2014 10

1320

50
2014

462

8

1

	8,940,000.00
	0.00
	430,000.00
	2016 3 23 894 7.40 / 30.00% 30.00% 40.00%

2016 3 23

70

1064

1000

78

70

958

894

4

5

1

2

1

2013 12 27

2013

97

1797
2014 10

1320

50
2014

462

2

3

1

--	--	--	--

2

	25,988,966.50
	25,988,966.50

3

4

1

1



2



2

3

1

2

4

5



3

3

	3,312,968,757.08	179,457,477.40	11,396,808.26	-220,823,066.88	3,282,999,975.86
	1,856,015,306.82	163,605,849.69	16,366,216.58	-210,883,529.92	1,825,103,843.17
	9,221,660,111.16	741,831,072.70	89,013,821.63	-3,177,789,340.76	6,874,715,664.73
	2,955,159,595.94	594,285,935.26	94,213,229.05	-2,040,626,841.47	1,603,031,918.78

3

4

7

8

1

1

			A		

523,359,5	404,197	100.00%	41,695,83	362,501,84
14.32	,673.37		2.83	0.54

4

					()
		38,537,656.57	1,926,882.83	1	6.69
		24,454,896.62	1,222,744.83	1	4.25
		23,396,010.59	1,169,800.53	1	4.07
		22,137,123.60	1,106,856.18	1	3.85
		20,075,155.12	1,003,757.76	1	3.49
		128,600,842.50	6,430,042.13		22.35

5

6

2

1

	1,147,50 5,707.05	99.93%	5,857,12 1.33	24.66%	1,141,648 ,585.72	815,270 ,241.74	99.91%	5,208,855 .90	21.67%	810,061,38 5.84
	763,440. 90	0.07%	763,440. 90	100.00%		763,440 .90	0.09%	763,440.9 0	100.00%	
	1,148,26 9,147.95	100.00%	6,620,56 2.23		1,141,648 ,585.72	816,033 ,682.64	100.00%	5,972,296 .80		810,061,38 5.84

1			
1	15,165,943.25	758,297.16	5.00%
1 2	2,916,577.65	291,657.77	10.00%
2 3	740,519.15	222,155.74	30.00%

4

	1,148,224,147.95	811,873,682.64
	45,000.00	4,160,000.00
	1,148,269,147.95	816,033,682.64

5

		255,298,005.18	1	22.23%	
		200,141,789.22	2	17.43%	
		180,119,800.83	5	15.69%	
		102,340,485.59	4	8.91%	
		110,291,914.72	3	9.61%	
	--	848,191,995.54	--	73.87%	

6

--	--	--	--	--

7

8

3

	3,577,289,205.92		3,577,289,205.92	763,459,211.62		763,459,211.62
	978,938.55		978,938.55			
	3,578,268,144.47		3,578,268,144.47	763,459,211.62		763,459,211.62

1

2016