

2019



2019

2019-046

2019 08

2019

(

)

1

2

10

2019	2
	7
	10
	15
	49
	91
	97
	98
	100
	101
	248
	

2019

GSP		
-----	--	--

			300158
			Shanxi Zhendong Pharmaceutical Co.,Ltd
			Zhendong Pharmacy

	0355-8096012	
	0355-8096018	
	zqb@zdjt.com	

1

2018

2

2018

7

2019

3

2018

	1,972,504,956.78	1,620,119,627.85	21.75%
	106,362,924.24	92,331,898.02	15.20%
	105,635,739.46	85,862,535.82	23.03%

8

602

11

256

2017

D3

a "

2018

/

11

159

2019

C

1

1

“ + ”

2

“ ” “ + ”

3

“ + ”

2

“ ”

3

“ 8^a >

“ “ 1/8] è ñ, ’

4

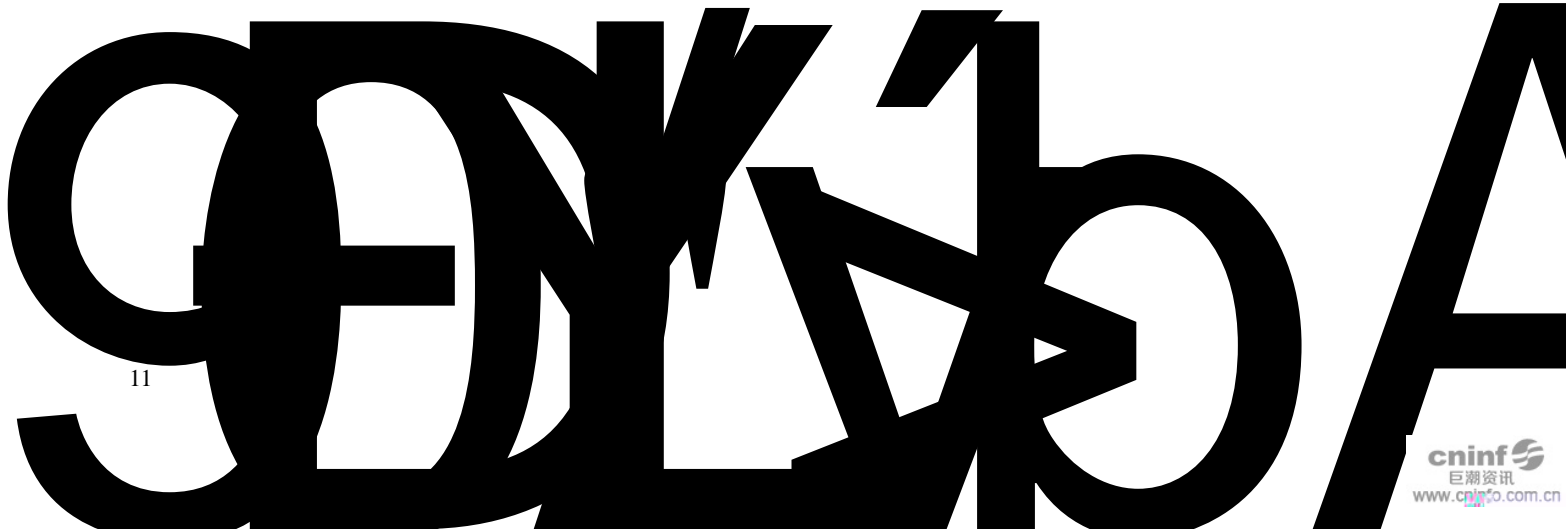
GMP

“

”

5

7 ð ? 1 KQŋ' 9Ÿâ&|+O



2019

16

“ ”

“ ”

2016- 2020

“

”

“

”

OTC

“ ” “ ” “ ”

OTC

1

	24.09%
	43.54%
	97.46%
	39.56%
	48.53%
	114.45%

2

2019

602

11

441

404

37

2	CN201410402728.7		
3	CN201721171974.1		
4	CN201721172065.X		
5	CN201721171543.5		
6	JP2017558679		
7	CN201611243785.0		
8	CN201820580499.1		
9	CN201721170900.6		
10	CN201510549327.9	4-O	A
11	CN201510041401.6		
12	CN201721170901.0		
13	CN201721170904.4		
14	CN201820392859.5		
15	CN201611247601.8		

2019

4
5
6
7
8
9

2019



2019

	28,365,134.56	22.41%		
	623,993.86	0.49%		

1

--	--	--	--

2019

	59,207,298.6 3	-7,298.63	260,477.76		1,289,484.00 0.00	1,345,183.00 0.00	1,501,000.00
	0.00						0.00

3

2019

				400.00	,347.0 3		%					
	--	--	--	1,176, 400.00	67,829 ,347.0 3	--	--	0.00	0.00	--	--	--

4

--	--	--	--	--	--	--	--	--	--	--	--	--

5

2019

2019	06	30		-45,428,718.57					
45,453,427.82				24,709.25					
46,254.47						11,188.67		2019	06 30
							2015	11 30	12 3
12	11	12	16						
				9	629,180,000				
		38,600,000.00		530,219,983.25			2019	06	30
		152,580.20		1,800		150,780.20			

2019

100					2012			
	7,328	7,328	2,186.24	29.83%	11 23	-29	-2,507.01	
					2012			
	12,500	12,500	12,410	99.28%	12 31	0	0	
					2013			
	28,000	37,500	37,500	100.00%	12 31	1,162.63	23,742.02	
					2011			
	11,200	11,200	11,200	100.00%				

2019

	2.8				0.95			3.75
		2012	9	29	2012			
	2	2012	12	23				
						2013	1	12
								2013
	3	2013	12	11				1.5
					8,024	4,008		2013
							12	28
	2013							
		2011	1	14				2,440.16
						2011	1	7
					701.80			3.2
								GAP
		2011	12	23				1,738.36
	1	2011	3	27				10,000
	2	2011	10	19				10,000
					2011	12	23	
	3	2012	4	11				10,000
	4	2012	10	16				10,000
	5	2013	3	25				10,000
	6	2013	9	25				10,000
	7	2014	9	11				10,000
	8	2015	8	17				10,000
	1					4,193.42		100
		5,141.76			1			
								587
				465				
		3,988						2
	2	GAP						1,173.96
								1

2019



174

1,

2019

1.5	1.5				2017
		4,008	4,014.53	100.16%	08 31

6

1



99

28

			10		2019 01 01	2019 12 31			3.00 %	0.15	0.15		0					
			3,000		2018 12 11	2019 01 15			3.50 %	10.21	10.79		0					

2019

5

5' >|

0

2,50
0

201 201
9 9
01 02
18 22

3.50
%

8.51

8.99

0



2,50
0

201
9
02
28

21

					2019 04 02	2019 06 04			4.00 %	34.9 9	34.0 9		0			
			5,000		2019 06 06	2019 07 11			3.70 %	18.5		0				

			5,000		2019 01 11	2019 03 14			4.00%	33.97	33.97		0			
			3,000		2019 01 22	2019 03 25			4.00%	20.38	20.38		0			

			2,000		2019 03 19	2019 05 02			3.95%	9.52	9.52		0			
			3,000		2019 03 27	2019 05 06			3.95%	12.99	12.99		0			

			5,000		20190513	20190624			3.95%	22.18	22.18		0				
			6,000		20190611	20190722			3.95%	26.62			0				

	2019	2019			
	06	08	3.95	22.4	
5,000			%	9	0
	26	05			

	2019	2019		
	01	02	3.10	
500			%	
	23	25		

	2019	2019			
2,500	06	08	4.40%	19.25	0
	03	04			

	2019	2019			
4,800	06	08	3.95%	15.58	
	03	04			

2019

			4,214		20190513	20190613			3.90%	13.51			0					
			1,000		20190617	20190717			3.85%	3.16			0					

			8,100		20180418	20190108			2.60%	20.77	20.77		0					
			3,000		20190320	20190620			4.55%	34.4	34.4		0					

2019

100

	201	201				
	9	9				
1,00	03	06	3.75			
0			%	9.35	9.35	0
	29	28				

1,00
0

2019

350

2019

2

3

1

2

10%

			395,000,000.00	1,101,625,250.34	851,626,792.85	414,965,910.30	8,861,801.47	11,626,345.43
			170,000,000.00	494,502,506.88	137,582,479.08	82,940,776.49	-5,944,250.61	-5,922,028.36
			19,817,778.00	1,047,629,102.34	914,939,792.88	352,960,874.29	160,784,724.40	137,844,249.99


1

2018		41.57%	2019 05 16	2019 05 16	2019-034

2

			12	2016 08 10		
			12			

2019




12

12

2015

" (

2019



60%

2015

2019

_ L f 9Ÿ

2015

2016

2017

2015

2016

2017

15%

2015

2016

2017

2015

2016

2017

			2015 -2017			
			" " 1.5 2 2.5	2015 01 01		
		6				
				2015 10 22		
			15			

			3			
				2015 10 22		
			1 2017 12 31			

			30			
			50%			
			50% 2			
			2018 1			
			1			
			30			
			/			
			/	2015 04		
				27		

TRAVELER

20

17

			/			
			/			
			/			
			3	/		
				/		

			4 /			
			5 / /			
			/	/		

			/			
			/			
				2015 04 27		
			/			
			/			
			/			
			/			



/

c

2

			/			
			/			
			/			
			4	/		
			/			



/



/

5

/

/

6




1

				/		
				2010 12 23		

--	--	--	--	--	--	--


--	--	--	--	--	--	--

				2010 12 23		
				2016 02 25		
				2016 10 31	2017 9 30	
			2015 6.3.11			



			2014 1 29			
			12	2016 09 26		
			12	2018 04 19	12	

04014
2019
3 26



019



2019

2019

				134764		
				121,889.6		
				234,656.7		
				2		
				469,313.4		
				591,203		

1

2

3

2016 2 5

2019

2016 11 10

150,000

519,929,330

519,779,330

2017 3 24

106

2017 4 24

2

25

6.8180643

65

247.8

2017 8 28

1

3.5

6.8180643

6.7680403

2018 4 20

9

88.20

6.7680403

2017

55

30%

208.50

2018 8 29

6.7680403

3.3640202

2018 10 26

2018 4 19

2017

2018 6 14

296.70

593.40

2018 10 26

<

>

<

>

2018 11 7 ,

2018 11 13

2018

2019 1 8

2019 4 23

2016 2 5

2016 2 5

2016 2 25


2016

2016 3 23

2019

2016 11 10		
2017 3 24		
2017 4 24		
2017 8 28		
2018 4 20		
2018 8 29		
2018 10 26		
2018 11 7		
2019 1 8		
2019 4 25		

1



0 288.4 100.0
 3 0% 4,000 0

0 224.4 12.78
 8 %

0 48 0.01% 1,500 0

0 23.85 0.01% 100 0

0 315 100.0% 5,100 0

0 1.92 0.01% 0 .0n

2019

					0	0.01	0.01%	0			0		
					0	50	100.00%	600			0		
				--	--	957.5	--	14,350	--	--	--	--	--
					(2019	4	25	2019				
					,	2019			2019		143		2019
									967.50				



2

2019

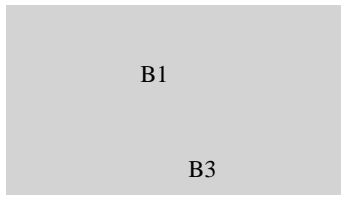
3

2

1

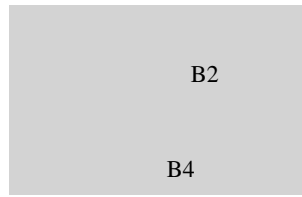
	2019 04 24	15,000	1
	2019 04 24	10,000	1
	2019 04 24	10,000	1
	2019 04 24	10,000	1
	2019 04 24	10,000	1
	2019 04 24	10,000	1
	2019 04 24	20,000	1

2019



85,000

85,000



0

2019

			2018 09 29						5,000					
			2018 10 31						10,000					
			2018 08 30						7,000					
			2019 03 21						4,245					
			2019 01 08						1,845					
			2019 03 19						2,000					
			2019 03 27						953					

2019

2017

12

28

646

3

GB12348-2008 2

4

1

1

“

”

1

5

GB 6297-1996

1

“ ”

91140700602052641X001P

2

“ ”

91140200602165291J001P

3

“ ”

14042127400022-0421

1

()

2

3

1

1

COD

2

1

COD

PH

3

1

COD

巨潮资讯

1

3	182,375			-5,024,4	-5,024,4	177,350
	,381	17.65%		11	11	,970
	182,375			-5,024,4	-5,024,4	177,350
	,381	17.65%		11	11	,970
	152,126					152,126
	,982	14.73%				,982
	30,248,			-5,024,4	-5,024,4	25,223,
	399	2.92%		11	11	988
	850,679			5,024,41	5,024,41	855,703
	,279	82.35%		1	1	,690
1	850,679			5,024,41	5,024,41	855,703
	,279	82.35%		1	1	,690


2019

2

2019


11

	,191	699	,191
1.24%	12,81	5,202,	12,81
	9,965	039	9,965



320,078,448	320,078,448
38,174,000	38,174,000
29,716,404	29,716,404
21,095,540	21,095,540
20,240,000	20,240,000
20,025,460	20,025,460

11



1⁹⁵

ž

FG

6

2019

			90,200	0	0	90,200	40,000	0	0
			175,000	0	0	175,000	160,000	0	0
			0	0	0	0	0	0	0
			0	0	0	0	0	0	0
	--	--	28,086,984	0	5,193,512	22,893,472	1,480,000	0	0

2018

1

2019 06 30

	2019 6 30	2018 12 31
	723,398,154.90	728,140,594.99
	1,501,000.00	
		59,207,298.63
	121,641,225.12	180,698,265.88
	1,214,081,857.72	1,203,687,108.35
	192,307,347.01	133,976,294.74
	144,342,787.39	121,543,165.09

	601,717,045.87	572,884,751.39
	287,096,323.19	205,720,096.46
	3,286,085,741.20	3,205,857,575.53
		1,747,559.14
	3,610,126.87	4,731,089.54
	3,747,559.14	
	18,608,994.52	19,844,616.88
	993,222,005.81	1,035,825,558.03
	85,164,593.09	68,630,353.43
	1,645,387.23	1,645,387.23
	298,164,620.59	308,538,224.58
	101,807,008.00	84,158,183.13
	2,354,256,685.25	2,354,256,685.25
	33,424,484.40	35,132,291.45
	29,569,019.04	28,002,376.77
	95,311,914.29	64,168,441.20
	4,018,532,398.23	4,006,680,766.63
	7,304,618,139.43	7,212,538,342.16
	312,500,000.00	392,500,000.00

	70,718,285.50	68,088,856.85
	403,965,275.82	283,629,219.80
	82,840,830.76	95,620,289.74
	28,863,961.79	37,436,005.59
	61,182,300.21	100,153,363.61
	461,786,225.60	447,593,683.68
	527,190.62	716,585.09
	13,503.25	13,503.25
	1,000,000.00	15,409,584.00
	1,422,856,879.68	1,440,431,003.27
	299,875,815.17	292,217,610.00
	31,670,000.00	31,670,000.00

2019

	85,841,491.08	81,950,976.23
	3,162,497.36	3,854,640.67
	420,549,803.61	409,693,226.90
	1,843,406,683.29	1,850,124,230.17
	1,027,494,660.00	1,027,494,660.00
	3,762,314,237.72	3,762,314,237.72
	102,560,896.38	102,560,896.38
	570,780,796.23	464,417,871.99
	5,463,150,590.33	5,356,787,666.09
	-1,939,134.19	5,626,445.90
	5,461,211,456.14	5,362,414,111.99
	7,304,618,139.43	7,212,538,342.16

2

	2019 6 30	2018 12 31
	257,627,256.96	261,018,007.90
	1,501,000.00	
		55,200,000.00
	75,187,258.70	56,636,038.06
	278,894,213.71	288,434,867.62

2019

	76,111,886.69	69,891,195.95
	1,373,947,683.93	1,267,760,397.88
	34,844,451.88	40,262,535.24
	237,660,547.67	80,100,000.00
	2,335,779,499.54	2,119,309,771.65
		747,559.14
	3,597,274,337.65	3,594,074,337.65
	216,652,942.26	228,337,445.85
	16,060,510.84	16,060,510.84
	93,911,431.62	96,390,894.06
	99,284,243.82	84,997,64-

	312,500,000.00	381,000,000.00
	66,180,000.00	61,585,456.85
	17,669,120.15	20,726,315.45
	9,067,101.99	13,184,485.86
	15,300,684.56	24,662,535.38
	9,460,425.75	1,069,693.70
	961,665,430.33	692,754,753.02
		8,000,000.00
	1,391,842,762.78	1,202,983,240.26
	27,631,800.00	19,467,600.00
	16,581,461.47	10,783,255.85
	44,213,261.47	30,250,855.85
	1,436,056,024.25	1,233,234,096.11

2019

	1,027,494,660.00	1,027,494,660.00
	3,761,766,958.52	3,761,766,958.52
	84,251,706.61	84,251,706.61
	106,867,170.07	75,358,611.88
	4,980,380,495.20	4,948,871,937.01
	6,416,436,519.45	6,182,106,033.12

3

	2019	2018
	1,972,504,956.78	1,620,119,627.85
	1,972,504,956.78	1,620,119,627.85
	1,857,252,186.12	1,528,214,077.57
	701,030,831.10	584,900,568.87

2019



44,523,560.76

33,478,064.86

10,868,494.98

11,834,577.48

12,960,199.36

12,96-54.98

3.44.50

2019

1.	106,362,924.24	92,331,898.02
2.	-7,565,580.09	-4,501,645.99
1.		
2.		
3.		
4.		
5.		
1.		
2.		
3.		
4.		
5.		
6.		

	-1,565,580.09	-4,501,641.09
	0.1035	0.0891
	0.1035	0.0891


4

	2019	2018
	392,894,120.23	181,610,573.35
	35,989,231.80	

" _"		-7,068.00
" "	30,488,987.56	-11,648,096.53
	13,863.15	
	250,000.35	638,365.56
" "	30,252,850.36	-12,286,462.09
	-1,255,707.83	3,627,422.50
" "	31,508,558.19	-15,913,884.59
" "	31,508,558.19	-15,913,884.59
" "		
1.		
2.		
3.		
4.		
5.		
1.		
2.		
3.		
4.		
5.		



2019




746,374,971.82

819,507,647.72

2019

	2,058,592,880.82	929,566,306.23
	-55,723,848.55	66,604,282.00
	42,500,000.00	174,450,000.00
	30,238,006.16	36,710,447.28
	72,738,006.16	211,160,447.28
	123,060,000.00	162,630,753.61
	12,960,199.36	36,383,674.46
	54,277,277.73	43,071,685.09
	190,297,477.09	242,086,113.16



	111,000,000.00	120,000,000.00
	18,637,895.67	32,975,337.35
	54,277,277.73	31,900,355.60
	183,915,173.40	184,875,692.95
	-111,177,167.24	-6,194,004.63
	19,290,786.77	-14,656,874.27
	204,224,997.72	178,282,846.09
	223,515,784.49	163,625,971.82

[Redacted]

[Redacted]

[Redacted]




2019

2
3
4
5
6
1
2



	517			4,31	22,2			102,	632,	5,54	16,52	5,557		
	,03			1,29	26,2			970,	168,	1,23	4,101	,759,		
	1,3			1,85	44.3			412.	398.	5,75	.98	856.9		
	30.			7.76	5			84	69	4.94		2		
	00													
	519			-513					71,5	77,7	-4,50	73,25		
	,49			,289,					52,1	56,8	1,645	5,173		
	4,3			635.					24.8	19.3	.99	.35		
	30.			48					2	4				
	00													
									92,3	92,3	-4,50	87,83		
									31,8	31,8	1,645	0,252		
									98.0	98.0	.99	.03		
									2	2				
1														
2														
3														
4														
									-20,	-20,		-20,7		
									779,	779,		79,77		
									773.	773.		3.20		
									20	20				
1														

2				
3			-20,779,773.20	-20,779,773.20
4				930
1	04			
2				
3				
4				
5				
6				
1				
2				
	519,433.00	-513,289.635.48	6,204,694.52	6,204,694.52






3												
4												
1												
2												
3												
1												
2												
3												
4												
5												
6												
1												
2												
	1,027,494,660.00				3,761,766,958.52				84,251,706.61	106,867,170.07		4,980,380,495.20

	2018											
	517, 031, 330. 00				4,310, 744,5 78.56	22,22 6,244. 35				84,25 1,706 .61	221,32 2,981.0 8	5,111,124 ,351.90
	517, 031, 330. 00				4,310, 744,5 78.56	22,22 6,244. 35				84,25 1,706 .61	221,32 2,981.0 8	5,111,124 ,351.90
" "	519, 494, 330. 00				-513,2 89,63 5.48						-36,693 ,657.79	-30,488,9 63.27
											-15,913 ,884.59	-15,913,8 84.59
1												
2												
3												
4												
											-20,779	-20,779,7

2019



1
2

,773.20


73.20

-20,779
,773.20

-20,779,74



2019 4 w



2019

— B. ... AbQ. A

11 -

2019

293,450,094.00 18,631,752 76,063,491.00
520,209,330.00

280,000.00 280,000 6.8180643 /
519,929,330.00
2016 11 10

150,000 6.8180643 /
519,779,330.00

2019

2

12

“ ”

1

f

2

1 1 12 31

3

12

4

$\frac{1}{4}$

5

1

2019

6

1

2

3

4

1

2

3

4

2019



1

2

“ ”

” “ ”

” “ ”

“ ”

“ ”

“ ”

“ ”

7

8

9

1

2

“ ”

“ ”

10

1

131

2

1

2

3

4

5

6

3

2019

11

12

2019

2 3	30.00	30.00	30.00
3 4	50.00	50.00	50.00
4 5	80.00	80.00	80.00
5	100.00	100.00	100.00

3

13

14

15

1

À

2019

9 3

4

16

17

18

1

1

2

3

“

”

8 —

2

2019

2019


22

—

22 —

22 —

“



23 T

-2

:U

œ

î

Cf

3

25

1

2

3

26

1

2

141

3

3

4

27

1

2

142

		%	%
	10		10.00

28

29

30

1

1

1

2

2

2019

1

2

3

4

5

1

2

33

34

1

1

2

1

2

2

3

1

2

4

3

1

2

35

36

2

3

1

37

1

2

3

38

39

1

2

147

3

4

40

1

2

41

/

42

1

148

2019

2019

283, 629, 219. 80

2

“

”

“

“_”

	205,720,096.46	205,720,096.46	
	3,205,857,575.53	3,205,857,575.53	
	1,747,559.14		-1,747,559.14
	4,731,089.54	4,731,089.54	
		1,747,559.14	1,747,559.14
	19,844,616.88	19,844,616.88	
	1,035,825,558.03	1,035,825,558.03	
	68,630,353.43	68,630,353.43	
	1,645,387.23	1,645,387.23	
	308,538,224.58	308,538,224.58	
	84,158,183.13	84,158,183.13	
	2,354,256,685.25	2,354,256,685.25	
	35,132,291.45	35,132,291.45	
	28,002,376.77	28,002,376.77	
	64,168,441.20	64,168,441.20	
	4,006,680,766.63	4,006,680,766.63	
	7,212,538,342.16	7,212,538,342.16	
	392,500,000.00	392,500,000.00	

	68,088,856.85	68,088,856.85	
	283,629,219.80	283,629,219.80	
	95,620,289.74	95,620,289.74	
	37,436,005.59	37,436,005.59	
	100,153,363.61	100,153,363.61	
	447,593,683.68	447,593,683.68	
	716,585.09	716,585.09	
	13,503.25	13,503.25	
	15,409,584.00	15,409,584.00	
	1,440,431,003.27	1,440,431,003.27	
	292,217,610.00	292,217,610.00	
	31,670,000.00	31,670,000.00	
	81,950,976.23	81,950,976.23	
	3,854,640.67	3,854,640.67	

	409,693,226.90	409,693,226.90	
	1,850,124,230.17	1,850,124,230.17	
	1,027,494,660.00	1,027,494,660.00	
	3,762,314,237.72	3,762,314,237.72	
	102,560,896.38	102,560,896.38	
	464,417,871.99	464,417,871.99	
	5,356,787,666.09	5,356,787,666.09	
	5,626,445.90	5,626,445.90	
	5,362,414,111.99	5,362,414,111.99	
	7,212,538,342.16	7,212,538,342.16	

	2018 12 31	2019 01 01	
	261,018,007.90	261,018,007.90	
		55,200,000.00	55,200,000.00
	55,200,000.00		-55,200,000.00
	56,636,038.06	56,636,038.06	
	288,434,867.62	288,434,867.62	
	69,897,924.95	69,897,924.95	
	1,267,760,397.88	1,267,760,397.88	

2019

	40,262,535.24	40,262,535.24	
	80,100,000.00	80,100,000.00	
	2,119,309,771.65	2,119,309,771.65	
	747,559.14		-747,559.14
	3,594,074,337.65	3,594,074,337.65	
		747,559.14	747,559.14
	228,337,445.85	228,337,445.85	
	16,060,510.84	16,060,510.84	

		20,726,315.45	
	13,184,485.86	13,184,485.86	
	24,662,535.38	24,662,535.38	
	1,069,693.70	1,069,693.70	
	692,754,753.02	692,754,753.02	
	8,000,000.00	8,000,000.00	
	1,202,983,240.26	1,202,983,240.26	
	19,467,600.00	19,467,600.00	
	10,783,255.85	10,783,255.85	
	30,250,855.85	30,250,855.85	
	1,233,234,096.11	1,233,234,096.11	
	1,027,494,660.00	1,027,494,660.00	

2019

	3,761,766,958.52	3,761,766,958.52	
	84,251,706.61	84,251,706.61	
	75,358,611.88	75,358,611.88	
	48,871,937.01	4,948,871,937.01	
	6,182,106,033.12	6,182,106,033.12	

4

45

■

15%

00%

19

GR201611000127

3

2016 12 1

15%

GR201814000010

3

2018 11 21

15%

GR201811009583

3

2018 11 30

15%

GR201714000154

3

2017 11 9

15%

GF201711000279

3

2017 8 10

15%

3 è

2019 4 1
13%

10%

9%

2019 39
16%

“ ”

“ ”

“ ”

“ ”

“ ”

% -

2

	1,501,000.00	59,207,298.63
	1,501,000.00	59,207,298.63
	1,501,000.00	59,207,298.63

3

--	--	--

4

1

	121,641,225.12	180,698,265.88
	121,641,225.12	180,698,265.88

2

3

--	--

4

		416,973,924.96
		416,973,924.96

5

--	--

6

--	--

--	--	--	--	--	--	--	--	--	--	--

5

1

	1,406,090,233.25	100.00%	192,008,375.53	13.66%	1,214,081,857.72	1,380,588,683.03	100.00%	176,901,574.68	12.81%	1,203,687,108.35
	1,406,090,233.25	100.00%	192,008,375.53	13.66%	1,214,081,857.72	1,380,588,683.03	100.00%	176,901,574.68	12.81%	1,203,687,108.35

192,008,375.53

--	--	--	--	--	--	--	--	--	--	--



2019

1	1		949,848,168.73
1			

--	--	--	--	--	--

4

		131,432,075.87	7,539,311.40	5	5	9.34
		52,677,968.28	3,238,868.05	5	5	3.75
		30,057,304.10	1,564,187.40	1	1-2	2.14
		21,961,997.37	1,843,351.21	5	5	1.56
		14,498,310.00	1,449,831.00		1-2	1.03
		250,627,655.62	15,635,549.06			17.82

5

6

6

--	--	--

7

1

1	153,620,672.78	79.88%	79,725,892.76	59.52%
1 2	16,168,420.50	8.41%	45,812,880.09	34.19%

2 9

2	3		17,334,279.40	9.01%	3,621,350.33	2.70%
3			5,183,974.33	2.70%	4,816,171.56	3.59%
			192,307,347.01	--	133,976,294.74	--

1

2

				%
	8,050,500.00	1		4.17
	6,510,000.00	1		3.39
	6,116,436.51	1		3.18
	5,164,191.95	1		2.69
	4,609,863.50	1		2.40
	30,450,991.96	—		15.83

8

N©	
----	--

2

1

()		
-----	--	--

2

1

()				
-----	--	--	--	--

3

3

1

	166,765,797.86	142,528,818.88
	13,837,497.63	11,718,396.00
	367,403.50	6,268.00
	180,970,698.99	154,253,482.88

2

	12	()	()	
2019 1 1	32,710,317.79			32,710,317.79
2019 1 1	---	---	---	---
	3,917,593.81			3,917,593.81
2019 6 30	36,627,911.60			36,627,911.60

1 1	97,780,254.75

2019

	6,416,630.70	1	3.54%	320,831.54
	5,500,000.00	1	3.04%	275,000.00

2019

1 ---

5 ---

2

	130,189.67					130,189.67
	12,560,135.88			20,921.82		12,539,214.06
	12,690,325.55			20,921.82		12,669,403.73


3

4

--	--

10

--	--



--	--	--	--	--	--	--

--	--	--

/

--	--

13

	18,671,932.92	3,283,875.61
	19,672,584.58	26,544,814.74
	248,240,000.00	175,600,000.00
	511,805.69	291,406.11
	287,096,323.19	205,720,096.46

--	--	--	--	--	--

--	--

2019

	12	()	()	
2019 1 1	---	---	---	---

15

--	--	--	--	--	--	--	--	--

	12	()	()	
2019 1 1	---	---	---	---

16

1

	5,692,834.30	2,082,707.43	3,610,126.87	5,725,751.80	994,662.26	4,731,089.54	

170

2019

	2,000,000.00	
	3,747,559.14	1,747,559.14

--	--	--	--	--	--	--

19

--	--	--

20

1

1.	51,195,556.32	8,355,511.00	59,551,067.32
2.			
1 a "			

1.
2.
1

36,999,775.58
1,151,900.16
1,151,900.16

2,706,674.86
83,722.20
83,722.20

39,706,450.44
1,235,622.36
1,235,622.36

3.
1
2

4.
1.
2.
1

38,151,675.74

2,790,397.06

40,942,072.80

3
1

[REDACTED]

[REDACTED]

[REDACTED]

21

	993,222,005.81	1,035,825,558.03
	993,222,005.81	1,035,825,558.03

1

1.	939,621,038.73	546,047,913.57	49,259,147.38	67,013,419.84	1,601,941,519.52
2.	1,246,877.65	-305,301.19	-401,592.47	1,426,202.11	1,966,186.10
1	382,030.38	-418,404.62	-401,592.47	1,426,202.11	988,235.40
2	864,847.27	113,103.43			977,950.70
3					

4.	242,621,075.18	292,994,535.49	31,959,382.32	40,388,680.41	607,963,673.40
1.		2,542,248.75		9,663.45	2,551,912.20
2.					
1					
3.					
1					
4.		2,542,248.75		9,663.45	2,551,912.20
1.	698,246,841.20	250,205,528.14	16,728,358.38	28,041,278.09	993,222,005.81
2.	714,708,297.75	272,133,626.80	18,820,271.76	30,163,361.72	1,035,825,558.03

2

	5,993,727.95	1,600,832.84		4,392,895.11	
	42,993,065.85	17,217,901.97		25,775,163.88	

3

--	--	--	--	--

4

--	--	--	--	--

449

2019

50

1

		2019		
	53,065,510.05	53,065,510.05	53,123,848.38	53,123,848.38
3.2	7,315,516.93	7,315,516.93	950,136.98	950,136.98
	24,783,566.11	24,783,566.11	14,556,368.07	14,556,368.07
	85,164,593.09	85,164,593.09	68,630,353.43	68,630,353.43

4

23

1

1.	1,645,387.23		1,645,387.23
2.			
(1)			
(2)			
3.			
(1)			
(2)			
4.	1,645,387.23		1,645,387.23
1.			
2.			
(1)			
3.			
(1)			

(2)					
4.					
1.					
2.					
(1)					
3.					
(1)					
(2)					
4.					
1.	1,645,387.23				1,645,387.23
2.	1,645,387.23				1,645,387.23

2

24

25

--	--	--

26

1

1.	288,111,737.09	31,427,414.00	59,877,444.73	8,194,992.57	36,918,662.22	424,530,250.61
2.	1,193,072.80					1,193,072.80
1	1,193,072.80					1,193,072.80
2						
3						
3.						
1						
4.	289,304,809.89	31,427,414.00	59,877,444.73	8,194,992.57	36,918,662.22	425,723,323.41
1.	47,974,611.66	22,428,564.45	26,505,098.69	3,742,567.90	15,341,183.33	115,992,026.03
2.	3,536,486.44	2,038,635.90	3,479,665.68	393,449.13	2,118,439.65	11,566,676.80
1	3,536,486.44	2,038,635.90	3,479,665.68	393,449.13	2,118,439.65	11,566,676.80
3.						
1						

2019

4.	51,511,098.10	24,467,200.35	29,984,764.37	4,136,017.03	17,459,622.98	1,275,587.00
1.						
2.						
1						
3.						
1						
4.						
1.	237,706,581.7837!	(2 m"				

	600,730.00							600,730.00
	661,487.67							661,487.67
	1,000,000. 00							1,000,000. 00
	9,219,749. 46							9,219,749. 46
	3,141,789. 91	1,338.00	1,429,239. 52					4,572,367. 43
	5,135,038. 14	40,901.14						5,175,939. 28
	22,466,139 .96	390,625.13	365.15					22,857,130 .24
	2,096,523. 54	700.53						2,097,224. 07
	2,515,310. 42	44,325.23	1,660,333. 09					4,219,968. 74
	3,439,448. 32	29,583.48	596,793.64					4,065,825. 44
	3,435,651. 29	98,881.95						3,534,533. 24
	3,332,576. 79	28,001.81	489,056.93					3,849,635. 53
	15,359,380 .01	413,615.60	28,301.89					15,801,297 .50
	1,550,000. 00	8,434.15						1,558,434. 15

	200,532.48	55,749.78						256,282.26
	1,396,278.06	18,399.42						1,414,677.48
	900,000.00							900,000.00
	5,707,547.08							5,707,547.08
PI3K IMM-H012	2,000,000.00	70,754.72	8,914,150.94					10,984,905.66
WYS1 WYS2 WY1			3,329,272.77					3,329,272.77
	84,158,183.13	1,201,310.94	16,447,513.93					101,807,008.00

	600,730.00				600,730.00	2009.12		1
	661,487.67				661,487.67	2009.12		2
	1,000,000.00				1,000,000.00	2009.12		3
	9,219,749.46				9,219,749.46	2014.08		4
	3,141,789.91	1,430,577.52			4,572,367.43	2014.05		5
	5,135,038.14	40,901.14			5,175,939.28	2015.05		6
	22,466,139.9	390,990.28			22,857,130.18	2015.12		7

2019

	6		24		
	2,096,523.54	700.53	2,097,224.0	2015.9	8
			7		
	2,515,310.42	1,704,658.32	4,219,968.7	2016.6	9
			4		
	3,439,448.32	626,377.12	4,065,825.4	2016.8	10
			4		
	3,435,651.29	98,881.95	3,534,533.2	2016.8	11
			4		
	3,332,576.79	517,058.74	3,849,635.5	2016.8	12
			3		
	15,359,380.0	441,917.49	15,801,297.	2015.1	13
	1		50		
	1,550,000.00	8,434.15	1,558,434.1	2016.03	14
			5		
	200,532.48	55,749.78	256,282.26	2016.09	15
	1,396,278.06	18,399.42	1,414,677.4	2017.12	16
			8		
	900,000.00		900,000.00	2016.1	17
	5,707,547.08		5,707,547.0	2015.12	18
			8		
PI 3K	2,000,000.00	8,984,905.66	10,984,905.	2018.1	19
			66		
IMM H012					
WWS1 WWS2		3,329,272.77	3,329,272.7	2018.11	20
VW1			7		
	84,158,183.1	17,648,824.8			
	3	7			

12
13
14
15
16 BE
17
18
19
20

28

1

	54,981,520.12		54,981,520.12
	7,869,720.39		7,869,720.39
	165,255.79		165,255.79
	130,700,623.28		130,700,623.28
	11,338,525.94		11,338,525.94
	2,302,540,460. 39		2,302,540,460. 39
	138,084.74		138,084.74
	2,507,734,190. 65		2,507,734,190. 65

2019

	30,241,720.12	30,241,720.12
	483,442.25	483,442.25
	165,255.79	165,255.79
	122,587,087.24	122,587,087.24

2019

	697,555.52		697,555.52		
	35,612.38		35,612.38		
	1,877,188.69	6,534,678.81	3,330,280.54		5,081,586.96
	35,132,291.45	8,734,602.90	10,442,409.95		33,424,484.40

30

~ 3

5

2019

	449,741,037.42	449,426,486.31
	123,338,399.60	103,917,186.85
	573,079,437.02	553,343,673.16

5

2014		58,352,209.37	2018
2015	55,120,936.26	55,120,936.26	2019
2016	105,548,531.24	105,548,531.24	2020
2017	54,976,035.19	54,976,035.19	2021
2018	175,428,774.25	175,428,774.25	2022
2019 1-6	58,666,760.48		2023 1-6
	449,741,037.42	449,426,486.31	--

31

	95,311,914.29	64,168,441.20
	95,311,914.29	64,168,441.20

32

1

	270,000,000.00	211,500,000.00
	42,500,000.00	111,000,000.00
		70,000,000.00
	312,500,000.00	392,500,000.00

1	20000	X
308116		
2	7000	
3	4250	

2

--	--	--	--	--

- 1
- 2

33

34

--	--	--

35

	70,718,285.50	68,088,856.85
	70,718,285.50	68,088,856.85

36

1

	3,564,485.57	4,303,993.86
	3,979,308.19	4,533,041.98
	392,499,869.82	271,328,622.37
	3,921,612.24	3,463,561.59
	403,965,275.82	283,629,219.80

2

1

	5,841,890.00	
	5,083,714.00	
	4,067,280.00	
	14,992,884.00	--

37

1

	82,840,830.76	95,620,289.74
	82,840,830.76	95,620,289.74

2

1

--	--	--

2019

3

--	--

38

--	--	--

--	--	--

39

1

	36,285,965.43	173,106,270.94	186,649,024.40	22,743,211.97
-	1,150,040.16	15,152,344.73	10,181,635.07	6,120,749.82
	37,436,005.59	188,258,615.67	196,830,659.47	28,863,961.79

2

1	29,681,485.51	153,741,160.49	165,898,598.42	17,524,047.58
2		6,363,326.78	6,363,326.78	
3	565,121.92	6,107,166.03	5,561,466.10	1,110,821.85
	468,867.74	4,933,207.49	4,459,538.00	942,537.23
	54,520.96	778,024.43	758,509.53	74,035.86
	41,733.22	395,934.11	3409.47	

2019

4	286,457.65	5,357,924.70	5,002,504.00	641,878.35
5				

2019

	13,503.25	13,503.25
	461,245,531.73	446,863,595.34
	461,786,225.60	447,593,683.68

1

	527,190.62	716,585.09
	527,190.62	716,585.09

--	--	--

2

1

42

--	--	--

43

		5,409,584.00
	1,000,000.00	10,000,000.00
	1,000,000.00	15,409,584.00

		5,409,584.00
		5,409,584.00

	1,000,000.00	10,000,000.00
	1,000,000.00	10,000,000.00

	2012 8 14	2019 8 14	1,000,000.00
			1,000,000.00

44

2019



2019

2019

	3,217,600.00	3,331,800.00	3,167,600.00	3,381,800.00	--

1					
ZYBZH-C-JI H-43		2016 1	2018 12		5,000,000.00
	50,000.00				
2		“	”		
	2017YFC17011900				19,770,000.00
	2,690,000.00				
3		2018ZX09301018-004			2018 1 2020
12	5,405,000.00	641,800.00	2,145,400.00		
4				2018ZX09737019	
	2018 1	2020 12	5,678,400.00		1,022,200.00

49

1

--	--	--	--

2

--	--	--	--

--	--	--	--

--	--	--	--

50

2019

30,350.00

9,633.33

20,716.67

140,624.98

46,875.00

93,749.98

61,261.23

33,333.34

27,927.89

214,414.44

2019

28,750.00	7,500.00	21,250.00
-----------	----------	-----------

187,500.00	62,500.00	125,000.00
------------	-----------	------------

469,466.67	980,100.0 0	607,416.6 6	842,150.01
------------	----------------	----------------	------------

454,200.00	113,550.0 0	340,650.00
------------	----------------	------------

500,000.0 0	160,000.0 0	340,000.00
----------------	----------------	------------

6,800,000. 00	6,800,000.00
------------------	--------------

1,500,000.00	1,500,000.00
--------------	--------------

-5000	600,591.24	65,299.14	535,292.10
-------	------------	-----------	------------

2019

146,153.85

25,641.03

120,512.82

2019

1,860,000.00	180,000.00	1,680,000.00
	0	
100,000.00		100,000.00
16,666.87	16,666.87	
400,000.10	183,333.11	216,666.99

---GPM

2019

2018	150,000.00	300,000.00					450,000.00	
	11,416.04			11,416.04				
2013 2200	568,754.60						568,754.60	
2.5	129,204.43						129,204.43	
- [2014]129	204,416.90						204,416.90	
10	7,366,944.03						7,366,944.03	
2018		200,000.00		200,000.00				
2017	1,000,000.00			1,000,000.00				
2018		480,000.00		480,000.00				

2019

300,000.00

300,000.00

1,200,000.00

1,200,000.00

1,022,200.
00

1,022,200.00

-

1,395,600.00

D3

1,520,833.00

125,000.0
0

1,395,833.00

1'0000'

2019

81,950,976.2 11,984,9
3

2019

	3,762,226,800.65			3,762,226,800.65
	87,437.07			87,437.07
	3,762,314,237.72			3,762,314,237.72

56

--	--	--	--	--

57

58

--	--	--	--	--

59

	97,768,287.91			97,768,287.91
	4,792,608.47			4,79-2 08.47
	102,560,896.38			102,560,896.38

10%

2019

50%

60



2019

		10,868,494.98	11,834,577.48

3 0

67

		3,522,933.70	3,234,042.44
		24,842,200.86	22,312,684.74
		28,365,134.56	25,546,727.18

68

			-314,221.97
			147,030.32
		2,929,961.99	3,502,583.98

0)G-1)XQ\1).i.V

71

--	--	--

72

	-20,121,484.53	4,098,041.29
	20,921.82	
	-20,100,562.71	4,098,041.29

73



--	--

									/
--	--	--	--	--	--	--	--	--	---

75

	215,000.00	122,000.00	215,000.00
	956,811.36	4,520,356.43	956,811.36
	15,982.66	886,152.18	15,982.66
	1,187,794.02	5,528,508.61	1,187,794.02

76

1



2019

	27,778,652.55
--	---------------

77

78

1

--	--	--

35,087,449.41	34,806,870.50
2,292,794.90	1,571,331.62
8,595,043.03	16,405,441.68

--	--	--

5

	30,238,006.16	36,710,447.28
	30,238,006.16	36,710,447.28

6

	32,535,277.73	43,071,685.09
	21,742,000.00	
	54,277,277.73	43,071,685.09

79

1

1	--	--
	98,797,344.15	87,830,252.03

2019

" "	12,960,199.36	12,969,587.98
" "	-2,929,961.99	-3,335,392.33
" "	-1,566,642.27	1,135,636.15
" "	-692,143.31	-692,143.31
" "	-28,811,372.66	-59,130,138.80
" "	-31,640,710.98	-19,090,464.59
" "	62,425,876.41	-163,625,596.86
	-5,679,780.47	
	190,150,076.07	-80,696,004.72
2	--	--
3	--	--
	681,674,016.73	53-

4

	681,674,016.73	664,807,260.14
	201,395.88	141,589.92
	681,472,620.85	664,665,670.22
	681,674,016.73	664,807,260.14

80

" "

81

	41,724,138.17
	158,194,819.77
	200,944,827.73
	400., 4,7. .63

2019

	--	--	
	--	--	

2

83

84

1

	290,000.00		408,750.00
	980,100.00		607,416.66
	500,000.00		160,000.00
	6,800,000.00		
2018	300,000.00		

218

2019

2018	200,000.00	200,000.00
2018	480,000.00	480,000.00
	1,022,200.00	
-	1,395,600.00	
	17,000.00	
	200,000.00	200,000.00
	43,350.00	43,350.00
	650,000.00	650,000.00
2018	1,620,000.00	1,620,000.00
	625,600.00	625,600.00
	95,587.50	95,587.50
	8,882,631.40	8,882,631.40
	7,139,272.70	7,139,272.70



--	--	--	--	--	--	--	--	--

2

--	--

3

4

5

6

2

1

--	--	--	--	--	--	--	--	--

2019

2

--	--

3

3

4

-”

6

1

1

				100.00%		
				100.00%		
				100.00%		
				100.00%		
				100.00%		
				60.00%		
				51.00%		
				51.00%		
				100.00%		
				100.00%		
				100.00%		

				100.00%		
				100.00%		
				100.00%		
				100.00%		
				70.00%		
				100.00%		

2






94,235	88,320	182,55	141,20	15,305	156,51	95,380	89,491	184,87	138,14	15,446	153,58
,133.6	,312.3	5,446.	5,680.	,804.9	1,485.	,070.4	,742.8	1,813.	2,752.	,745.0	9,497.
9	2	01	94	2	86	3	7	30	44	9	53
89,698	1,568,	91,266	180,73		180,73	98,557		100,44	178,56		178,56
,815.0	007.36	,822.4	5,717.		5,717.	,517.2	1,890,	7,652.	7,526.		7,526.
7		3	28		28	3	135.63	86	94		94
122,60	1,489,	124,09	88,993		88,993	110,46		111,75	76,162		76,162
1,558.	157.49	0,715.	,642.3		,642.3	4,004.	1,292,	6,128.	,190.5		,12
16		65	7		7	27	124.29	56	0		

Đ. (,00)9

• @%&^%&@Đ



3

2019							
	-3,833,096.	-3,833,096.	-342,900.5		-4,659,703.	-4,659,703.	-105,662.7
	39	39	9		76	76	1
-12,486.49	-92,338.92	-92,338.92	-35,784.29	1,966,351.	-697,160.4	-697,160.4	-475,509.1
				29	2	2	2
374,674.19	-2,373,696.	-2,373,696.	-23,106.35	317,821.34	7,056,248.	7,056,248.	47,980,566
5.24	56	56	4.90	0.92	03	03	.33

3

3

	/	/

4

	/	/
	--	--
	--	--
	--	--
	--	--

5

6

--	--	--	--

7

8

4

				/	

5

2019

6

	--	--	--	--
2.	1,501,000.00			1,501,000.00
1	1,501,000.00			1,501,000.00
	-- g	--	--	--

2

3

4

5

6

7

8

9

5

1

/

		2,884,310.60	40,000,000.00		6,493,190.21
		2,244,771.02	25,000,000.00		45,363.00
		12,336.00	1,000,000.00		95,134.97
		480,043.46	15,000,000.00		10,069.62
					12,000.00
		238,500.00	1,000,000.00		110,150.00
		3,150,000.00	51,000,000.00		0.00
		500,000.00	6,000,000.00		

/

		19,175.00	613,697.00
		44,243.00	116,584.00
			1085.00

2019

2 / /

/

/	/	/	/	/	/	c c
---	---	---	---	---	---	-----

2019

	50,000,000.00	2018 09 27	2019 08 09	
	100,000,000.00	2018 10 31	2019 08 09	
	70,000,000.00	2018 08 30	2019 08 30	
	42,500,000.00	2018 05 15	2019 05 10	

5

6

--	--	--	--

7

	2,540,337.00	2,568,057.00

8

6

1

--	--	--	--

2019



2,063,035.54	289,068.06	2,076,116.54	216,841.71
--------------	------------	--------------	------------

370,233.80	18,511.69	343,415.80	33,969.94
------------	-----------	------------	-----------

10,182.09	1,288.50	11,472.99	688.05
-----------	----------	-----------	--------

6,920.00	1,553.50	13,380.00	1,756.00
----------	----------	-----------	----------

3,500.00	350.00	7,028.00	351.40
----------	--------	----------	--------

224.00	11.20		
--------	-------	--	--

1,200,000.00

187,88

2019

1,953,623.10	694,563.34
135,991.36	130,000.00
16,044.00	16,044.00
286,679.07	288,743.51
414,076.12	404,074.16
23,888.62	99,951.01

2013
12
27

2013
12
27

	30.00%	40.00%
--	--------	--------

2013 12 27

556

3.364

70 /

1,027,494,660.00

2

g

	7.40	96
		0.00

3

4

5

1

2

1

2013 12 27

a "

2013

97

2

3

1

--	--	--	--

2

3

4

1

1

--	--	--	--

2

--	--	--

2

3

1

2

4

5

--	--	--	--	--	--	--

6

1

3

3

2

	2,066,482,735.87	135,658,149.80	12,794,370.82	-242,430,299.71	1,972,504,956.78
	794,466,251.64	126,096,617.60	18,515,027.37	-238,047,065.51	701,030,831.10
	10,532,474,695.49	1,200,682,615.00	90,990,189.74	-4,519,529,360.81	7,304,618,139.43
	3,822,966,260.77	1,070,791,674.01	146,836,943.65	-3,197,188,195.14	1,843,406,683.29

2019

3

f

lđ Vd€ 6Ñ

g P ÑM'

g P ÑM'

lđ Vd€ 6Ñ



1

2019



46,953,433.67

1

--	--	--

2

--	--	--	--	--

3

2

1

()		
-----	--	--

2

1

()				
-----	--	--	--	--

3

3

1

--	--	--

1199

È

d

1,809,874.11

2019

5



339,440,132.38

2019

	392,661,429.17	35,964,673.53	181,526,523.53	22,171,967.59
	232,691.06	24,558.27	84,049.82	25,718.06
	392,894,120.23	35,989,231.80	181,610,573.35	22,197,685.65

5

		-314,221.97
		1,984,925.11
	3,249,272.02	1,670,703.14

6

1

	623,993.86
	10,073,230.46
	-488,003.03
	2,929,961.99
	8,996,036.78
	3,415,961.72
	₪ f

2

		/	/
	1.97%	0.1035	0.1035
	1.95%	0.1028	0.1028

3

1

2

3

4

2019

2019